

Report

PROPORTIONAL REPRESENTATION IN CANADA

Survey of Canadians



Fair Représentation
Vote équitable
Canada au Canada

DATE 10/09/2020 PROJECT NUMBER 16186-002





CONTEXT, OBJECTIVES AND METHODOLOGY

CONTEXT, OBJECTIVES AND METHODOLOGY

Leger was commissioned by FAIRVOTE Canada to conduct a study among Canadians in order to evaluate their opinion on proportional representation in Canada.

To do so, a **Web survey** was conducted from **September 4th to September 6th, 2020** among **1,529 English and French-speaking Canadians**, 18 years of age or older.

Using data from Statistics Canada, results were weighted according to gender, age, region, mother tongue, education and presence of minor children in the household in order to ensure a representative sample of the entire population under review.

For comparison purposes, a probability sample of 1,529 respondents would have a margin of error of $\pm 2.5\%$, 19 times out of 20.

Reader's note:

- The numbers presented in this report have been rounded out and their sum (based on the actual numbers before rounding) might not correspond to the manual addition of rounded numbers.
- In this report, data in bold **red** characters indicate a significantly lower proportion than that of other respondents. Conversely, data in bold **green** characters indicate a significantly higher proportion than that of other respondents.
- Results presenting statistically significant differences are indicated beside the presentation of overall results in boxes.

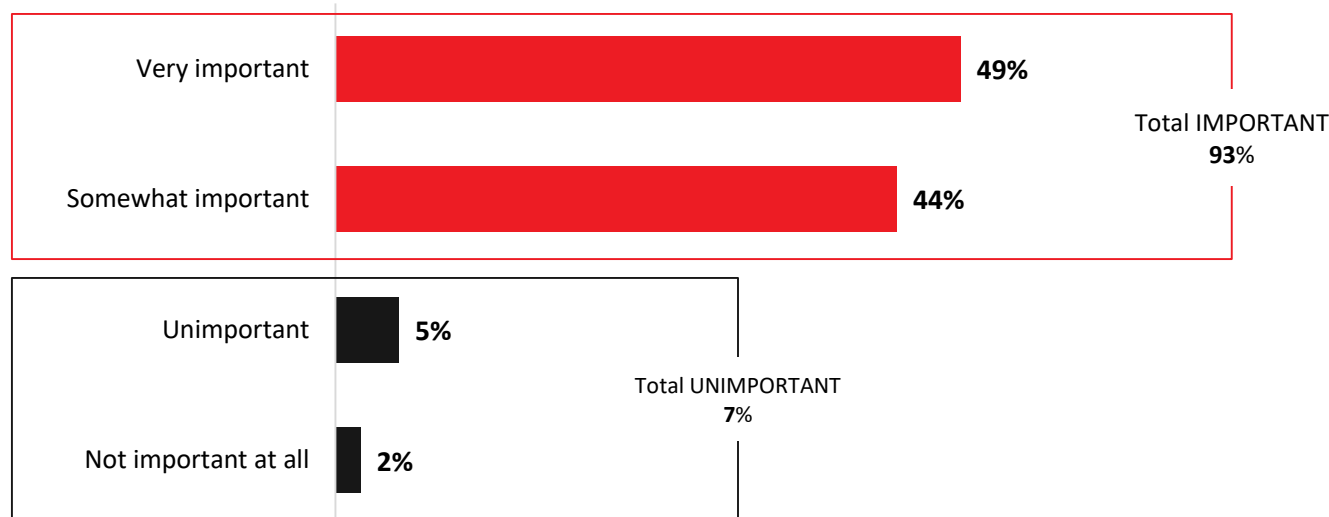


DETAILED RESULTS

IMPORTANCE OF IMPROVING DEMOCRACY TO ACHIEVE LASTING CHANGES FOR THE BETTER

Q1. COVID-19 has created an opportunity for change in many areas, including health care, environment and our social safety net. How important do you think improving our democracy is to achieving lasting changes for the better?

Base: All respondents (n=1,529)



		Gender		Age			Provinces					
	Total	Man	Woman	18-34	35-54	55+	Atl.	QC	ON	MB/SK	AB	BC
	n= 1,529	784	745	427	483	619	100	424	600	125	125	155
TOTAL IMPORTANT	93%	91%	95%	94%	90%	95%	97%	97%	93%	90%	94%	87%
Very important	49%	47%	52%	48%	43%	55%	52%	47%	54%	40%	51%	43%
Somewhat important	44%	44%	44%	46%	47%	39%	44%	49%	39%	50%	44%	45%
TOTAL UNIMPORTANT	7%	9%	5%	6%	10%	5%	3%	3%	7%	10%	6%	13%
Unimportant	5%	6%	4%	4%	7%	4%	0%	3%	5%	8%	6%	9%
Not important at all	2%	3%	1%	2%	2%	1%	3%	1%	2%	2%	0%	3%

IMPORTANCE OF IMPROVING DEMOCRACY TO ACHIEVE LASTING CHANGES FOR THER BETTER

– ACCORDING TO VOTING INTENTIONS

Q1. COVID-19 has created an opportunity for change in many areas, including health care, environment and our social safety net. How important do you think improving our democracy is to achieving lasting changes for the better?

Base: All respondents

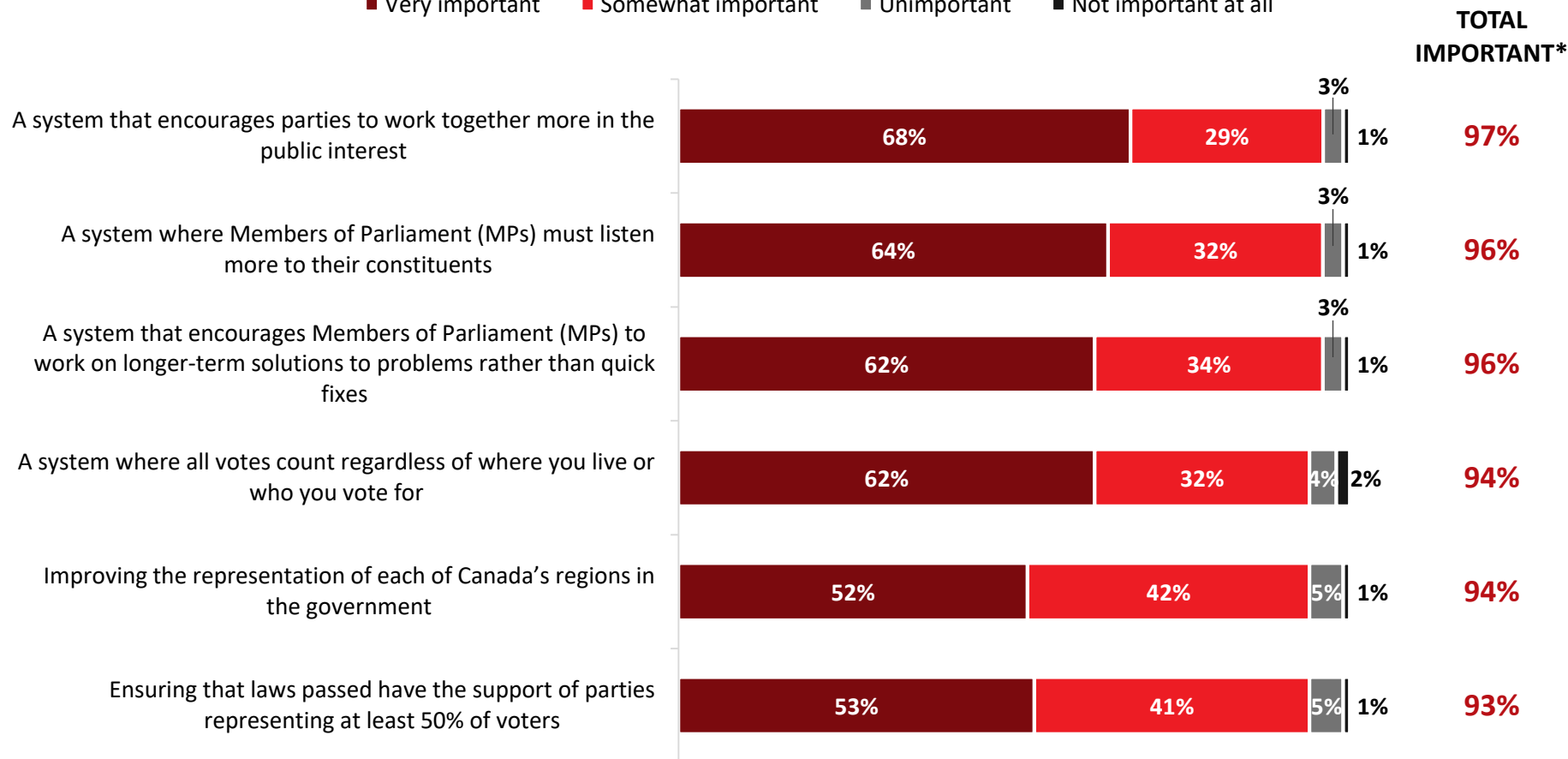
	Voting intentions					
	Total	LPC	CPC	NDP	BQ	GPC
	n= 1,529	436	399	239	106	73
TOTAL IMPORTANT	93%	96%	92%	96%	97%	93%
Very important	49%	56%	45%	59%	48%	60%
Somewhat important	44%	40%	47%	36%	49%	33%
TOTAL UNIMPORTANT	7%	4%	8%	4%	3%	7%
Unimportant	5%	3%	6%	3%	3%	7%
Not important at all	2%	2%	2%	1%	0%	0%

IMPORTANCE OF VARIOUS STATEMENTS ABOUT DEMOCRACY

Q2. When thinking about improving our democracy, please indicate for each of the following what is important to you by rating each item as...

Base: All respondents (n=1,529)

■ Very important ■ Somewhat important ■ Unimportant ■ Not important at all



*TOTAL IMPORTANT = % Very important + % Somewhat important

IMPORTANCE OF VARIOUS STATEMENTS ABOUT DEMOCRACY - *DETAILED RESULTS*

Q2. When thinking about improving our democracy, please indicate for each of the following what is important to you by rating each item as...

Base: All respondents

TOTAL IMPORTANT* PRESENTED	Total n=	Gender		Age			Provinces					
		Man	Woman	18-34	35-54	55+	Atl.	QC	ON	MB/SK	AB	BC
	1,529	784	745	427	483	619	100	424	600	125	125	155
A system that encourages parties to work together more in the public interest	97%	97%	97%	94%	96%	98%	98%	98%	96%	95%	98%	95%
A system where Members of Parliament (MPs) must listen more to their constituents	96%	96%	97%	95%	94%	99%	92%	98%	96%	94%	97%	96%
A system that encourages Members of Parliament (MPs) to work on longer-term solutions to problems rather than quick fixes	96%	95%	97%	93%	95%	99%	94%	96%	96%	93%	100%	94%
A system where all votes count regardless of where you live or who you vote for	94%	92%	96%	92%	93%	96%	95%	95%	92%	93%	96%	95%
Improving the representation of each of Canada's regions in the government	94%	92%	95%	92%	93%	95%	93%	93%	92%	96%	98%	94%
Ensuring that laws passed have the support of parties representing at least 50% of voters	93%	90%	96%	93%	92%	94%	95%	91%	94%	93%	93%	94%

*TOTAL IMPORTANT = % Very important + % Somewhat important

IMPORTANCE OF VARIOUS STATEMENTS ABOUT DEMOCRACY – *ACCORDING TO VOTING INTENTIONS*

Q2. When thinking about improving our democracy, please indicate for each of the following what is important to you by rating each item as...

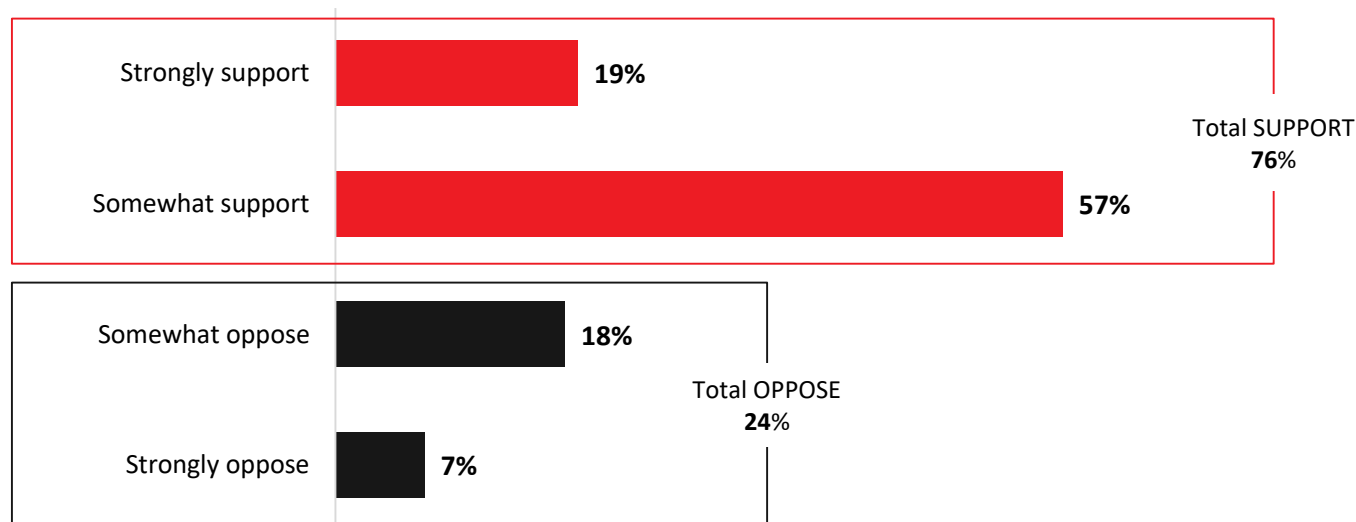
Base: All respondents

TOTAL IMPORTANT* PRESENTED	Total n=	Voting intentions				
		LPC	CPC	NDP	BQ	GPC
	1,529	436	399	239	106	73
A system that encourages parties to work together more in the public interest	97%	98%	96%	97%	100%	95%
A system where Members of Parliament (MPs) must listen more to their constituents	96%	97%	98%	95%	99%	95%
A system that encourages Members of Parliament (MPs) to work on longer-term solutions to problems rather than quick fixes	96%	96%	98%	97%	98%	90%
A system where all votes count regardless of where you live or who you vote for	94%	93%	94%	95%	96%	94%
Improving the representation of each of Canada's regions in the government	94%	92%	95%	95%	95%	95%
Ensuring that laws passed have the support of parties representing at least 50% of voters	93%	91%	92%	97%	93%	97%

OPINION TOWARD A REFORM OF THE VOTING SYSTEM IN CANADA

Q3. Some citizens groups are proposing a reform of the voting system in Canada to a more proportional system. This means that if a party gets 40% of the vote, about 40% of the Members of Parliament (MPs) elected will be from that party. Do you support or oppose moving to proportional representation in Canada?

Base: All respondents (n=1,529)



		Gender		Age			Provinces					
	Total	Man	Woman	18-34	35-54	55+	Atl.	QC	ON	MB/SK	AB	BC
	n= 1,529	784	745	427	483	619	100	424	600	125	125	155
TOTAL SUPPORT	76%	73%	78%	83%	76%	70%	67%	80%	75%	77%	80%	70%
Strongly support	19%	22%	16%	23%	17%	18%	16%	22%	19%	18%	17%	16%
Somewhat support	57%	52%	62%	60%	59%	53%	51%	57%	56%	59%	62%	54%
TOTAL OPPOSE	24%	27%	22%	17%	24%	30%	33%	20%	25%	23%	20%	30%
Somewhat oppose	18%	17%	18%	15%	18%	20%	27%	16%	19%	16%	12%	18%
Strongly oppose	7%	9%	4%	2%	6%	10%	6%	4%	6%	8%	8%	12%

OPINION TOWARD A REFORM OF THE VOTING SYSTEM IN CANADA – *ACCORDING TO VOTING INTENTIONS*

Q3. Some citizens groups are proposing a reform of the voting system in Canada to a more proportional system. This means that if a party gets 40% of the vote, about 40% of the Members of Parliament (MPs) elected will be from that party. Do you support or oppose moving to proportional representation in Canada?

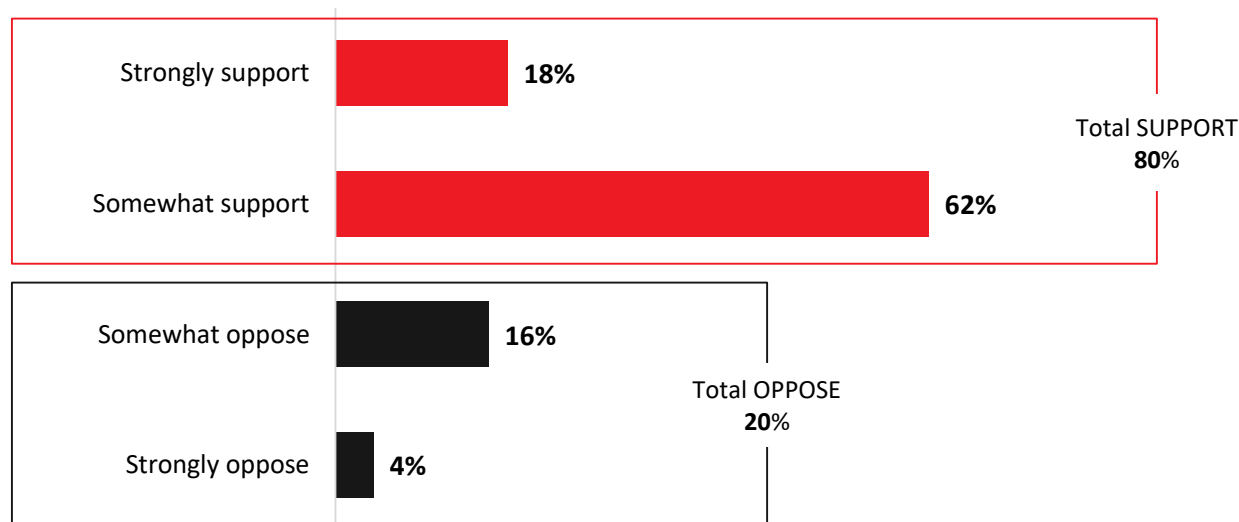
Base: All respondents

	Total <i>n=</i>	Voting intentions				
		LPC	CPC	NDP	BQ	GPC
	1,529	436	399	239	106	73
TOTAL SUPPORT	76%	75%	72%	84%	79%	86%
Strongly support	19%	17%	18%	31%	18%	33%
Somewhat support	57%	58%	54%	52%	60%	53%
TOTAL OPPOSE	24%	25%	28%	16%	21%	14%
Somewhat oppose	18%	17%	18%	14%	16%	13%
Strongly oppose	7%	8%	11%	2%	5%	1%

OPINION TOWARD THE IDEA OF A NATIONAL CITIZEN'S ASSEMBLY

Q4. Questions have been raised about the best way to examine the issue of electoral reform. One proposal is to strike a non-partisan, independent citizens' assembly on electoral reform where regular people learn and consult with more Canadians and experts and make recommendations to the federal government. Do you support or oppose the idea of a national citizens' assembly?

Base: All respondents (n=1,529)



		Gender		Age			Provinces					
	Total	Man	Woman	18-34	35-54	55+	Atl.	QC	ON	MB/SK	AB	BC
	n= 1,529	784	745	427	483	619	100	424	600	125	125	155
TOTAL SUPPORT	80%	78%	81%	81%	81%	77%	79%	80%	81%	83%	82%	71%
Strongly support	18%	21%	15%	21%	16%	17%	20%	18%	18%	17%	23%	13%
Somewhat support	62%	57%	66%	60%	65%	59%	60%	61%	63%	66%	58%	58%
TOTAL OPPOSE	20%	22%	19%	19%	19%	23%	21%	20%	19%	17%	18%	29%
Somewhat oppose	16%	16%	17%	18%	15%	17%	17%	16%	16%	16%	14%	21%
Strongly oppose	4%	6%	2%	1%	4%	6%	4%	4%	3%	1%	5%	8%

OPINION TOWARD THE IDEA OF A NATIONAL CITIZEN'S ASSEMBLY – *ACCORDING TO VOTING INTENTIONS*

Q4. Questions have been raised about the best way to examine the issue of electoral reform. One proposal is to strike a non-partisan, independent citizens' assembly on electoral reform where regular people learn and consult with more Canadians and experts and make recommendations to the federal government. Do you support or oppose the idea of a national citizens' assembly?

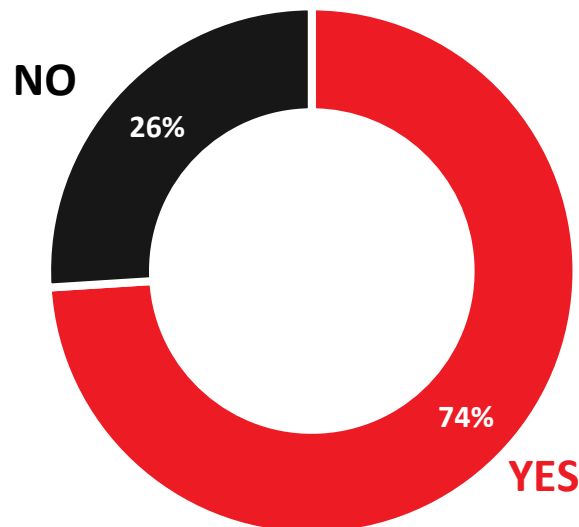
Base: All respondents

	Total <i>n=</i>	Voting intentions				
		LPC	CPC	NDP	BQ	GPC
	1,529	436	399	239	106	73
TOTAL SUPPORT	80%	78%	75%	88%	83%	84%
Strongly support	18%	16%	14%	30%	25%	31%
Somewhat support	62%	62%	61%	58%	58%	53%
TOTAL OPPOSE	20%	22%	25%	12%	17%	16%
Somewhat oppose	16%	17%	18%	11%	13%	15%
Strongly oppose	4%	5%	7%	1%	4%	1%

DESIRE FOR A NATIONAL CITIZEN'S ASSEMBLY TO BE COMMISSIONED ON ELECTORAL REFORM THIS FALL

Q5. Do you support a commitment by the political parties in Canada's House of Commons to commission a national citizens' assembly on electoral reform this fall?

Base: All respondents (n=1,529)



	Total n= 1,529	Gender		Age			Provinces					
		Man	Woman	18-34	35-54	55+	Atl.	QC	ON	MB/SK	AB	BC
Yes	74%	76%	73%	79%	73%	72%	77%	76%	75%	81%	78%	63%
No	26%	24%	27%	21%	27%	28%	23%	24%	25%	19%	22%	37%

DESIRE FOR A NATIONAL CITIZEN'S ASSEMBLY TO BE COMMISSIONED ON ELECTORAL REFORM THIS FALL

– ACCORDING TO VOTING INTENTIONS

Q5. Do you support a commitment by the political parties in Canada's House of Commons to commission a national citizens' assembly on electoral reform this fall?

Base: All respondents

	Total <i>n=</i>	Voting intentions				
		LPC	CPC	NDP	BQ	GPC
Yes	1,529	436	399	239	106	73
	74%	76%	71%	85%	78%	75%
No	26%	24%	29%	15%	22%	25%



RESPONDENT PROFILE

REGION



CANADA	
Atlantic	7%
Québec	23%
Ontario	38%
Manitoba / Saskatchewan	7%
Alberta	11%
British-Columbia	14%

GENDER

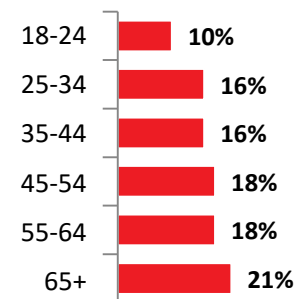

Man

49%


Woman

51%

AGE



LANGUAGE

French

21%

English

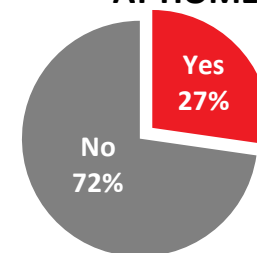
65%

Other

14%



CHILDREN AT HOME



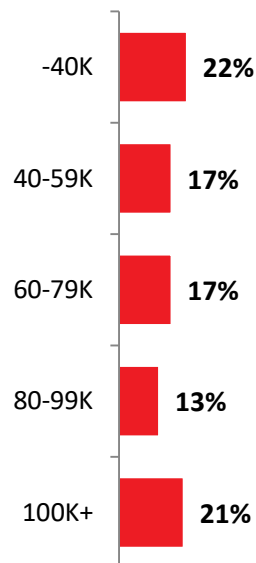
Base: All respondents (n=1,529)

Note: For each profile category, the complement to 100% represents the mentions "Don't know" and "Refusal".

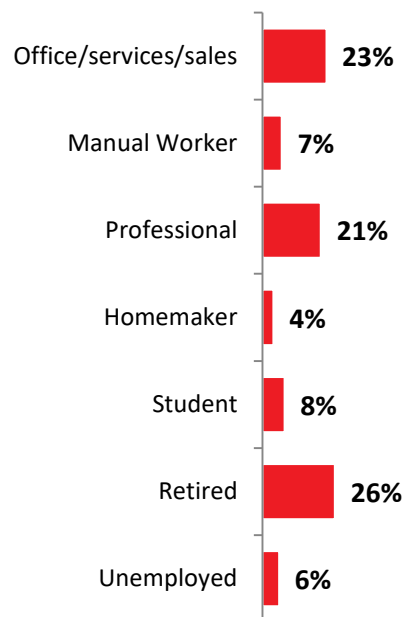
RESPONDENT PROFILE



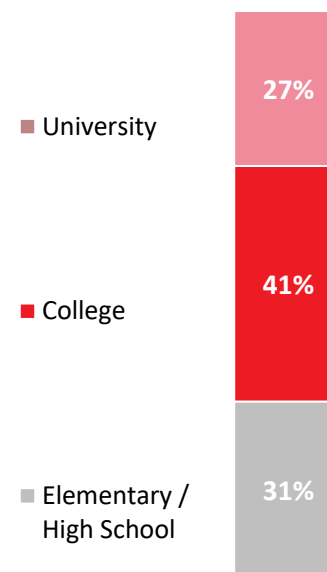
HOUSEHOLD INCOME



OCCUPATION




EDUCATION



Base: All respondents (n=1,529)

Note: For each profile category, the complement to 100% represents the mentions "Don't know" and "Refusal".




TEAM


TEAM

For more information about this study, please contact:

Éric Normandeau

Strategic Consultant

 enormandeau@leger360.com

 514-982-2464 ext. 3106

Project Team

Éric Normandeau, Strategic Consultant

Roxanne Bazinet, Research Analyst

Sylvain Gauthier, Vice-President Communications and Public Affairs

OUR SERVICES

- **Leger**
Marketing research and polling
- **Leger Metrics**
Real-time VOC satisfaction measurement
- **Leger Analytics**
Data modeling and analysis
- **Legerweb**
Panel management
- **Leger Communities**
Online community management
- **Leger Digital**
Digital strategy and user experience
- **International Research**
Worldwide Independent Network (WIN)

600
EMPLOYEES



185
CONSULTANTS



8
OFFICES

CALGARY | EDMONTON | MONTREAL | PHILADELPHIA
QUEBEC CITY | TORONTO | VANCOUVER | WINNIPEG

OUR CREDENTIALS



Leger is a member of the [Canadian Research Insights Council \(CRIC\)](#), the industry association for the market/survey/insights research industry.



Leger is a member of [ESOMAR](#) (European Society for Opinion and Market Research), the global association of opinion polls and marketing research professionals. As such, Leger is committed to applying the [international ICC/ESOMAR](#) code of Market, Opinion and Social Research and Data Analytics.



Leger is also member of the [Insights Association](#), the American Association of Marketing Research Analytics.

Leger

We know Canadians



leger360.com



@leger360



/LegerCanada



/company/leger360



@leger360